



SKC 系列热风焊枪/塑料焊枪

SKC HOT AIR WELDING GUN/PLASTIC WELDING GUN

SKC-NS1600/3400 使用手册

USER'S GUIDE

CE 认证 CE CERTIFICATE



LEADER SAEMIN INTERNATIONAL CORP.,LTD

# SKC-NS1600/3400 热风焊枪 HEAT GUN

SKC 系列热风焊枪是我司自主开发研制的一类新型手动热风工具，产品通过了 CE 认证，在国内处于领先水平。该系列产品采用双重绝缘、恒温控制、连续可调；适用于 PVC 、PP、PE、PVDF、EVA、ECB、TPO 等各种热熔性塑料的焊接，也可用于热成型、热收缩、干燥、点燃等作业。

SKC heat gun series are sort of our company's new style manual hot air welding tools which on top of technology and got CE certificate This heat guns is double insulation, constant temperature controlled and continuously adjustable. It is suitable for welding hot plastic material like PVC ,PP,PE, PVDF, EVA,ECB,TPO ,and so on,it is also used for thermos forming,shrinking,drying,igniting operation.

在使用之前，请仔细阅读该操作指南并妥善保存以便将来参考。

Please read operating instructions carefully before use and keep it for further reference.

## 一、 产品应用/ Application

- ◆ **焊接：** 各种热塑性塑料，部分弹性体和改性沥青片材、软管、型材、内衬层、涂层材料、薄膜、泡沫塑料和边角部分的材料；  
**主要的焊接方式有：** 搭接焊接、使用焊条焊接、贴带式焊接、熔合焊接和对接焊；
  - ◆ **加热：** 用于成型、弯曲和热塑性材料半成品和塑料粒子的封装；
  - ◆ **干燥：** 潮湿的表面；
  - ◆ **热收缩：** 用于热缩套管、薄膜、条带、锡焊套管和模塑产品；
  - ◆ **锡焊：** 用于铜管的焊接、锡焊接和金属薄片的焊接；
  - ◆ **除霜：** 用于冷冻的水管；
  - ◆ **活化/溶解：** 用于不含粘结剂的溶剂、热熔胶；
  - ◆ **点燃：** 木屑、纸张、火炉内的木炭或稻草。
- Welding of thermoplastic materials as well as single-ply flexible plastics and modified bitumen in the form of boards, tubes, profiles, lining membranes, coated materials, films, foams, tiles and sheets. Main welding ways: overlap welding, welding with rod/ tape, butt welding and melt welding.
  - For foaming, ending and sealing of the thermoplastic semi-finished materials and plastic granules.

- Drying of water-damp surfaces.
- Shrinking of heat-shrink sleeves, films, tapes, solder sleeves, preformed and mould part.
- Soldering of copper pipes, solder joints and metal foils.
- Defrosting of frozen water pipes.
- Activating and dissolving of solvent free adhesive and fusion adhesives
- Igniting of wood shavings, paper, coal or straw in furnaces

## 二、 技术参数/Parameter

安全等级 双绝缘 □

Safety Grade Double Insulation

技术参数 / Parameter	SKC-NS1600	SKC-NS3400
额定电压 Voltage	230V	230V
额定频率 Frequency	50/60Hz	50/60Hz
额定功率 Power	1600W	3400W
调温范围 Adjustable Temp	20-650℃连续可调	20-650℃连续可调
风量 Air flow	最大 180L/min	最大 360L/min
风压 Air Pressure	2600Pa	3200Pa
噪音 Noise	≤65db	≤65db
重量 Weight	1.05Kg	1.15Kg

## 三、 产品结构名称/Structure Name Of Heat Guns



- |                           |                                 |
|---------------------------|---------------------------------|
| 1. 电源线 Power wire         | 5. 进风过滤网 Air filters            |
| 2. 电源开关 Power switch      | 6. 防滑橡胶圈 Non-slip rubber ring   |
| 3. 温度调节旋钮 Temperature Set | 7. 加热管外壳 Heating elements cover |

#### 4. 手柄 Handle

### 四、 产品使用/ Operating Instruction




#### 1) 工作前准备/ Readiness of working



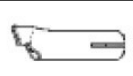
- ◆ 先装上所需的风嘴或焊嘴；
  - ◆ 接通电源；
  - ◆ 调节到合适的温度；
  - ◆ 打开电源开关，开机约 5 分钟后使用。
- Fit appropriate nozzle as required
  - Connect tool to the power
  - Adjust air temperature
  - Switch on then use after 5 minutes.

#### 2) 操作/ Operation


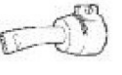




- ◆ 根据国家的法律规章或材料生产商的焊接规范进行测试性焊接；
  - ◆ 检查测试性焊接的结果；
  - ◆ 根据需要设定焊接温度（焊接参数）；
  - ◆ 使用完毕，将温度旋钮调回零位，吹冷风数分钟，待完全冷却后关闭电源再加以妥善保存。
- Do welding test in accordance with national laws and regulations or the material manufacturer's welding specifications
  - Check the consequence of welding test
  - Set welding temperature as need
  - Knob the temperature to zero point after use,cold airing a few minutes to cool down completely,then turn the power off and keep them well

焊嘴-温度对照表

焊嘴名称	焊嘴图	旋钮刻度	实际温度
无焊嘴		9	650℃
标准焊嘴（圆嘴）		6	650℃
2 公分扁嘴		8	650℃
4 公分扁嘴		9	650℃

快速焊嘴（圆）		6	650°C
快速焊嘴（三角）		6	650°C
点焊嘴		6	650°C

### Nozzles/Knob/Temperature form

Nozzle	Picture	Knob	Actual Temp
None		9	650°C
Tubular nozzle		6	650°C
20mm wide shot nozzle		8	650°C
40mm wide shot nozzle		9	650°C
Speed nozzle (round)		6	650°C
Speed nozzle (triangle)		6	650°C
Tracking nozzle		6	650°C

### 3) 更换风嘴/Nozzles changeable

- ◆ 待风嘴完全冷却后用夹具（工具）进行拆卸；
- ◆ 在操作使用中及风嘴未冷却前不要触摸热风嘴，以免烧烫伤；
- ◆ 将所选风嘴装在加热管外壳上并拧紧螺丝；
- ◆ 仅莱斯特的风嘴规格适合于本热风焊枪。：
- Do use tools to take them off after the nozzles cooling down completely
- Do not touch the hot nozzle and make sure to place it on a heat resistant surface because of the fire hazard.。
- Put the nozzle on the heater tube and secure the nozzle by the screw on the cap.
- Use Lesite nozzles only.

### 4) 维护保养/ Maintenance

- ◆ 用小刷子清扫进风过滤网或更换进风过滤网。
- ◆ 用软金属丝刷清扫风嘴，去除遗留的焊渣。
- ◆ 检查电源线和插头，以免有电气或机械损伤。

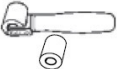

- Clean polluted air filter with a small brush or replace it
- Clean welding nozzle with a steel brush.
- Check mains cable and plug for electrical and mechanical damage.


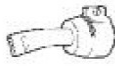







## 五、 产品配件/ Accessories

- Use the accessories offered by LEADER SAEMIN INTERNATIONAL CORP.,LTD Only.

配件名称	配件图	对应型号	标配 1/2/选配
手压轮		1600	标配 1
1600W 加热芯		1600	标配 1/2
3400W 加热芯		3400	选配
2 公分扁嘴		1600	选配
4 公分扁嘴		1600	标配 1
标准焊嘴（圆嘴）		1600	标配 2
快速焊嘴（圆）		1600	选配
快速焊嘴（三角）		1600	选配
点焊嘴		1600	选配
大扁嘴		3400	选配
U 型反射嘴		3400	选配

注：出厂时标配 1 或标配 2 选择其一，其余为选配件。

Accessories name	Picture	Item no.	1/2 pc,adopted
Pressure roller		1600	1pc
1600W heating elements		1600	1/2pc

3400W heating elements		3400	adopted
20mm wide shot nozzle		1600	adopted
40mm wide shot nozzle		1600	1pc
Tubular nozzle		1600	2pc
Speed nozzle (round)		1600	adopted
Speed nozzle (triangle)		1600	adopted
Point nozzle		1600	adopted
Big wide nozzle		3400	adopted
U style nozzle		3400	adopted

Remark: Choose 1pc or 2pcs for heat gun ,or anyone(adopted)

## 六、 注意事项/ Notice



**警告:**



**危险!** 在拆开工具时请确认已拔掉电源插头。



热风焊枪操作时产生高温高热，在危险场所使用不当有可能引发**火灾及爆炸**，尤其应远离易燃物和可燃性气体。



使用中切勿触及加热管和风嘴以免造成**烫伤**，不可将风嘴直接指向人体或动物。



**注意:**



电源电压必须与热风焊枪上的额定电压相符，电源的安全保护接地线必须连接可靠。



为保证使用者的安全和设备可靠运行，请安装**稳压电源**和**漏电保护器**。



操作使用时勿触摸电热管外壳及热风嘴以免烫伤，更不要将热风直接指向人或动

物。



严禁浸水、雨淋或受潮。

### Warning



Unplug the tools before opening it.



Incorrect use of hot-air blowers can cause fire and explosion hazard, especially near combustible materials and explosive gases



Do not touch heater tube and nozzle when they are hot. They may cause burns. Do not point hot air flow in the direction of people or animals.



### Caution:



The voltage rating stated on the tool must correspond to line/mains voltage.



For personal protecting on the building site, we strongly recommend the tool be connected to a GFCI (Ground Fault Circuit Interrupter) or a RCCB (Residual

Current Circuit Breaker)



The tool must be operated with supervision. Heat can reach combustible materials which are out of sight.



Protect tools from damp and wet

## 七、 服务和维修/ Service and repairs

- ◆ 当电机碳刷的使用寿命达到极限时，马达会自动停止；此时需进行检查，其电机碳刷的使用寿命一般为 800 小时（可更换）。
- ◆ 维修工作必须由利得世咬国际集团有限公司授权的服务中心进行；他们将使用原厂配件，提供专业可靠的维修服务。
- The motor switches off automatically when the brush reach their life time. Have the tool checked by your service center. The life of the brushes is about 800 hours(changeable).
- Repairs should be carried out by authorized SKC service centers only. They guarantee a specialized and reliable service.

## 八、 保修和责任/ Maintenance and responsibilities

- ◆ 除陶瓷加热芯、手压轮等易损件外，热风焊枪提供自销售之日起 6 个月的整机免费保修。



- ◆ 保留拒绝对任何非原装产品进行保修要求的权利；热风工具不能有任何形式的改装或变换。

技术参数如有变化，恕不事先另行通知。

- SKC will offer maintenance of complete heat gun for free in 6 months since sales except heating elements,roller,nozzles spare parts.
- Keep rights for maintenance to any unoriginal products,do not change hot air tools shape.

Sorry for not special notice in advance if there would be changes on parameters.

**Leader Saemin International Corp.,LTD**

**Tel: 86-311-80662170**

**Email: [david@peweldingmachine.com](mailto:david@peweldingmachine.com)**

**Website: <http://www.peweldingmachine.com>**



保修卡

## Maintenance book

用户信息 User information

公司名称 Company name:

地址 Add:

联系人 Contact person:

电话 Tel:

产品信息 Product information:

产品型号 Item no.:

购买日期 Purchase date:

产品序号 Product series no.: